































# Airmi Monoblock heat pump

AIMB80X1 [R14]



## Device features

- |   |  |   |  |  |  |   |   |
|---|--|---|--|--|--|---|---|
| <br>Environmentally friendly refrigerant R32 | <br>Efficient heating                                       | <br>Energy efficiency class at 35°C A+++ | <br>Energy efficiency class at 55°C A++ | <br>Maximum COP 4,50                  | <br>Operating range down to -25°C           | <br>Supply water temperature of 65°C | <br>Smart Grid functionality |
| <br>Twin rotary compressor                   | <br>Integrated electric heater                              | <br>Outdoor unit drip tray heater        | <br>Compressor crankcase heater         | <br>Easy installation and maintenance | <br>Silent mode                             | <br>WiFi module in wired controller  | <br>Daily operation schedule |
| <br>Configurable weekly schedules            | <br>Vacation mode   | <br>Menu in English                      | <br>Multilanguage menu                  | <br>Integrated temperature sensor     | <br>Weather operating modes (climate curve) | <br>2 heating control zones          | <br>Dedicated application    |
| <br>Disinfection                             | <br>Maximum leaving water temperature of 60°C (in DHW mode) | <br>Prepared to create a cascade system  | <br>Modbus Protocol                     |  |  |   |   |

# Specification outdoor unit

Model			AIMB80X1 R14		
EAN Code			5905567602429		
Power supply		V-Hz, Ø	220-240-50, 1f		
Heating (A7/W35)	Capacity	kW	7,90		
	Rated input	kW	1,76		
	COP		4,50		
Heating (A7/W45)	Capacity	kW	8,30		
	Rated input	kW	2,61		
	COP		3,18		
Heating (A7/W55)	Capacity	kW	7,70		
	Rated input	kW	2,98		
	COP		2,58		
Cooling (A35/W18)	Capacity	kW	8,20		
	Rated input	kW	1,75		
	EER		4,65		
Cooling (A35/W7)	Capacity	kW	7,60		
	Rated input	kW	2,55		
	EER		2,97		
Seasonal energy efficiency LWT at 35°C	SCOP <sup>(1)</sup>		4,62		
	Rated heat output	kW	7,4		
	Seasonal energy efficiency ratio (η <sub>S</sub> )	%	183		
	Annual energy consumption	kWh	3529		
	Seasonal space heating energy efficiency class <sup>(1)</sup>		A+++		
Seasonal energy efficiency LWT at 55°C	SCOP <sup>(1)</sup>		3,32		
	Rated heat output	kW	6,70		
	Seasonal energy efficiency ratio (η <sub>S</sub> )	%	131		
	Annual energy consumption	kWh	4162		
	Seasonal space heating energy efficiency class <sup>(1)</sup>		A++		
SEER	LWT at 7°C		5,17		
	LWT at 18°C		8,31		
Minimum rated current of the overcurrent circuit breaker with breaker type		A	B32		
Compressor		Type	Twin rotary inverter compressor DC		
Fan		Type	Brushless DC motor / BLDC		
		Quantity	1		
Refrigerant		Type	R32		
		GWP	675		
		Quantity	kg	1,3	
		TCO <sub>eq</sub>	0,878		
Minimal wire pcs and dimension of cords*		pcs × mm <sup>2</sup>	3 × 6		
Bracket spacing		(W1 × W2 × D)	mm	624×229×425	
Sound pressure level			dB(A)	46	
Sound power level			dB(A)	59	
Net dimensions		(W × D × H)	mm	1125 × 425 × 703	
Gross dimensions		(W × D × H)	mm	1200 × 425 × 865	
Net weight / Gross weight			kg	82,5 / 96	
Operating outdoor temperature	Cooling / Heating	°C	-5-43 / -25-35		
	DHW	°C	-25-43		
Operation modes			Heating and cooling		
Leaving water temperature	Space cooling	°C	7-25		
	Space heating	°C	25-65		
	DHW (tank)	°C	25-60		
Electric heater	Power supply	V-Hz, Ø	220-240-50, 1f		
	Number of heating stages	pcs	1		
	Power	kW	3		
		Maximum operating current	A	13,6	
Water circuit	Water connections		mm (inch)	Ø33 (1,30)	
	Pressure relief valve		MPa	0,3	
	Condensate drain		mm	Ø12,7	
	Expansion tank	Total volume		l	5
		Actual volume		l	2
		Maximum pressure		MPa	0,5
		Initial pressure		MPa	0,15
	Heat exchanger	Type		PHE / plate heat exchanger	
		Minimum flow		l/min	10
	Water pump head		m	9	
Water pump type			DC inverter		
Total water volume		l	0,86		

(1) Seasonal energy efficiency class measured under average climate conditions.

Notes: DHW - Domestic hot water, LWT - Leaving water temperature

The sound pressure level is measured 1m in front of the unit and (1+H)/2m (where H is the height of the unit) above the floor in semi-anechoic room. During on-site operation sound pressure levels can be higher as a result of ambient noise. Sound pressure level and sound power level reflect the maximum value tested under three conditions specified respectively in notes A7W35, ΔT=5; A7W45, ΔT=5; A7W55 ΔT=8; relative humidity 85%. The figures specified above refer to the following standards: EN14511; EN14825; EN50564; EN12102; (EU) Np. 811/2013; (EU) No. 813/2013; Journal of Laws 2014 / C 207/02: 2014.

The residual current circuit breaker used to protect the electrical circuit of the appliance shall be selected in view of the electrical regulations in force, assuming that the rated residual current is not greater than 30mA

\*The above values apply to supply cables with a maximum length of 20mb. If this value is exceeded, an electrical designer should be consulted.